



**ConnectYard Social Engagement Platform**  
**Sign up Tutorial**



**كونكت يارد منصة مشاركة اجتماعية**  
**دليل انشاء حساب**

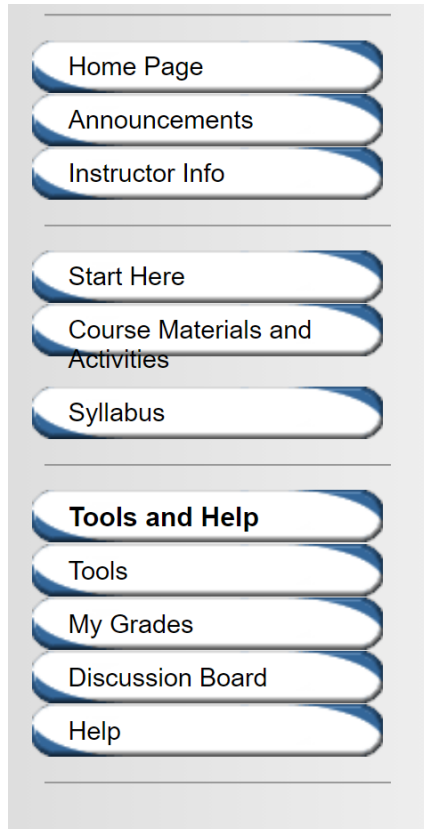
# طريقة التسجيل ~ Sign up

## How to Sign Up

## طريقة التسجيل

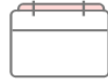
Blackboard Course Access – Tools – click on ConnectYard

تسجيل الدخول الى المقرر الدراسي – الضغط على أدوات – ثم الضغط على أداة ConnectYard



### Bookshelf

*Start using Bookshelf by VitalSource for your assignments.*



### Calendar

*Track important events and dates through the Calendar.*



### ConnectYard

*Receive and respond to new Announcements and Discussions via Facebook, Twitter, text message or email.*



### Contacts

*Instructors can post contact information about themselves and others.*

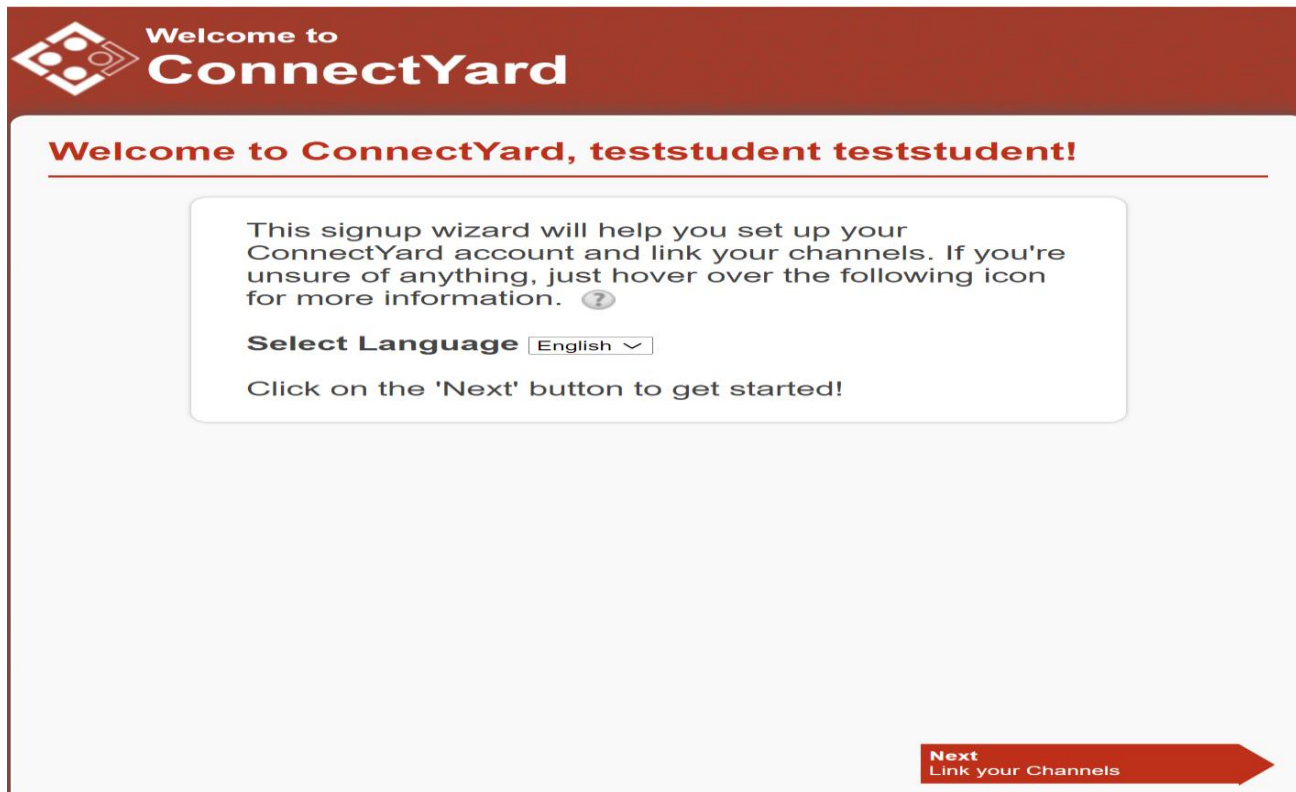
# طريقة التسجيل ~ Sign up

## How to Sign Up

Welcome message – select your preferred language then click Next

## طريقة التسجيل

الرسالة الترحيبية – أختار اللغة المفضلة ثم اضغط زر التالي



Welcome to  
**ConnectYard**

**Welcome to ConnectYard, teststudent teststudent!**

This signup wizard will help you set up your ConnectYard account and link your channels. If you're unsure of anything, just hover over the following icon for more information. ?

**Select Language** English ▾

Click on the 'Next' button to get started!

**Next**  
Link your Channels

# رابط قنوات الاتصال ~ Link Channels

## Link WhatsApp

## رابط الواتساب

1. In order to receive the notifications of (**course announcements, discussions, and grades**) on your WhatsApp, enter your mobile number, click **Save**
  2. You will receive the ConnectYard verification code through WhatsApp application.
  3. Enter the code then click **Verify**.
  4. After successfully link, WhatsApp icon appears with correct mark
- Note:** When you received the first WhatsApp message, respond with Y letter to approve receiving the messages.

1. لاستلام اشعارات (**إعلانات المقرر الدراسي, منتديات النقاش, الدرجات**) على رقم الواتساب, أدخل رقم الهاتف واضغط زر **حفظ**.
  2. سيصلك رمز التحقق عن طريق تطبيق موبايل الواتساب.
  3. أدخل رمز التحقق ثم اضغط على زر **تحقق**
  4. بعد الانتهاء ستظهر أيقونة الواتساب كما هو موضح (علامة صح)
- ملاحظة:** عند وصول أول رسالة على الواتساب سيطلب منك إدخال حرف Y للموافقة على استلام الرسائل

Welcome to **ConnectYard**

**Link your Channels**

Click on a channel to expand its options and link it to your ConnectYard account

 WhatsApp  Email

Country:

WhatsApp Number:  (ex: 3035551212)

**Save**

WhatsApp notifications supports responding to messages. Because of the nature of WhatsApp, ConnectYard will always post your response to the most recent message you received.

WhatsApp replies that exceed 1600 characters will be automatically truncated.

**Back** Welcome **Next** Default Notification Settings

Your ConnectYard verification code is **78586**. Please reply with this code or enter it on the site

16:14

Welcome to **ConnectYard**

**Link your Channels**

Click on a channel to expand its options and link it to your ConnectYard account

 WhatsApp  Email

Country:

WhatsApp Number:  (ex: 3035551212)

**Save**

Verification Code:  **Verify** **Send new Code**

WhatsApp notifications supports responding to messages. Because of the nature of WhatsApp, ConnectYard will always post your response to the most recent message you received.

WhatsApp replies that exceed 1600 characters will be automatically truncated.


**Back** Welcome **Next** Default Notification Settings

has replied to a message in 

TEST.CONNECTYARD.TEST.CONNECTYARD. Respond 'Y' to .receive the message text

16:19

Y 17:10 ✓



# ربط قنوات الاتصال ~ Link Channels

## Link University Email

1. In order to receive the notifications (course announcements, discussions, and grades) on your SEU Email, enter your email, click **Save**.
2. After successfully link, WhatsApp icon appears with correct mark

## ربط الايميل الجامعي

1. لاستلام اشعارات (إعلانات المقرر الدراسي, منتديات النقاش, الدرجات) على البريد الالكتروني الجامعي , أدخل البريد الالكتروني واضغط زر **حفظ**.
2. بعد الانتهاء ستظهر أيقونة الواتساب كما هو موضح (علامة صح)

Welcome to  
**ConnectYard**

**Link your Channels**

Click on a channel to expand its options and link it to your ConnectYard account

WhatsApp Email

Primary E-Mail loay.hamwi@windowslive.com ?

Additional E-mails \*\*\*\*\*@seu.edu.sa Save

You can provide additional e-mail addresses to use for posting and replying to messages in ConnectYard. After adding an e-mail address, check your inbox for a link to verify the e-mail address.

Back Welcome Next Default Notification Settings

1



Welcome to  
**ConnectYard**

**Link your Channels**

Click on a channel to expand its options and link it to your ConnectYard account

WhatsApp Email

2

# إعدادات الاشعارات الافتراضية ~ Default Notifications Settings

## Notifications

Configure the notifications settings


## الاشعارات

التحكم في اعدادات الاشعارات


Welcome to **ConnectYard**

### Default Notification Settings


Click on a category to configure your default notification settings






Message Settings





Inbox Settings




Mention Settings

Enabled Channels   

Email Frequency  
Receive notifications immediately 

New Message Notification for  
Only news posts from an admin 

New Reply Notification for  
Only new replies from an admin to a followed message 

Save

Back  
Link your Channels

Next  
Edit Profile Information

# تحرير المعلومات الشخصية ~ Edit Personal Information

## Personal Information

- Configure display name so that other users in your community will recognize you.
- Set up a password to access ConnectYard directly through [www.connectyard.com](http://www.connectyard.com)
- Select your local time

## المعلومات الشخصية

- استخدام الاسم الحقيقي حتى يتعرف عليك المستخدمون الآخرون
- وضع كلمة مرور اذا كنت ترغب بالوصول المباشر الى كونكت يارد من خلال الرابط [www.connectyard.com](http://www.connectyard.com)
- ضبط التوقيت المحلي

Welcome to ConnectYard

### Edit Profile Information

Configure profile info, including your name, password, and time zone.

Display Name

Please use your real name so that other users in your community will recognize you.

New Password (optional)

Confirm Password

If you would like to be able to access ConnectYard directly through [www.connectyard.com](http://www.connectyard.com), take this opportunity to set up a password for your ConnectYard account. Passwords must be at least 6 characters long.

Time Zone

Select your current local time. If in doubt, choose the time zone that is closest to your location which has the same rules for daylight saving time. Dates and times throughout ConnectYard will be displayed using this time zone.

Select Language


Select the language you would like the ConnectYard interface translated into by default

Default Notification Settings

Upload Profile Picture




## Upload Profile Picture ~ تحميل صورة الملف الشخصي

 Welcome to  
**ConnectYard**

**Upload Profile Picture**  
Upload an image to use as your profile picture or import an image from one of your social media accounts

Current Profile Picture



Choose File

No file chosen

Upload Image


Uploaded images must be no bigger than 50px by 50px and have a maximum size of 300 KB. By uploading an image you certify that you have the right to distribute this photo and it does not violate the Terms of Use. When you import a picture we only upload your main profile picture and no other information.

Back  
Edit Profile Information

Next  
Tutorials



## You're done ~ الانتهاء

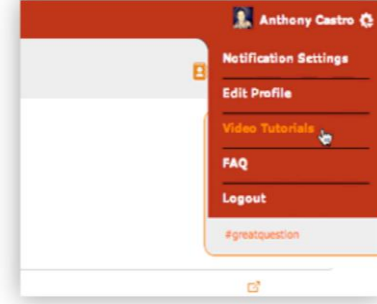
 Welcome to  
**ConnectYard**

**You're done! But before you continue...**

You might want to check out some short tutorial videos on how to use ConnectYard.

Take Me There!

Or if you want to view them later, you can always find them underneath your name in the navigation bar.



Now just click 'Finish' to enter ConnectYard!

Back  
Upload Profile Picture

Finish  
Finish